



## Kids Search Scavenger Hunt

You're going on a Kids Search scavenger hunt! When you're done, you'll have information to help you the next time you use Kids Search.

**Go Home** (go the Kids Search Home page)

**1. Look Around You** – Take a minute to look at the home page, and see what's there.


- A. Where is the **Find box**? Near the top of the page
- B. Look at the topics. One topic shows an image of a large building with a dome. What topic is it?
  - In the News
  - Social Studies
  - Geography
  - Arts & Music
- C. Where is the **Spotlight Topic** located?

**2. It's Easy Being Green:** Buttons on the Home Page



A. Click the **Dictionary** button on the home page. In the Look Up box, enter the word *disgruntle*. What part of speech is the word?

B. What does it mean? Write the definition in the space below.


**3. What Happens When I Click Here...?** Click the Kids Search logo. . Where do you land?


---

4. Go to the **Find** Box:

- A. Type the word **Inca**. Click Go. How many results are listed?
- B. Filter Your Results: Click on the magazine icon. How many results are there now? Stay on the results page.

- C. Find the section called Narrow Your Results by Subject: Click on Machu Picchu Site. How many results do you have now?

- D. Look on the result list for a title with this picture  . What does the symbol mean?

- E. Look on the result list for a title with this picture  . What does the symbol mean?

5. **Pick an Article, Any Article**

- A. Find an article on the results list and click on the word **Add**. It's to the right of the title. What Happens?

- B. Now look for a link to a Folder somewhere on your Kids Search Page. Click it open? What's inside?

Where to Next?



6. **Hit the Panic Button!** You're being chased by treasure hunters!

You must escape! Click the  button on your computer.

7. **Search by Topic:** Click one of the pictures listed in the **Search by Topic** section.

- A. Check a box in the **Search within Current Topic**. Write the name of the box you checked.

\_\_\_\_\_


- B. Click **Go**. Put two articles from the result list in your folder.

8. **Photo Finish:** Find the **Images/Video** button, and click it.

- A. Type **Machu Picchu** in the Find box. Search. Click on one of the photos you see on the list. Add it to your folder.

- B. Click **Redo Search**.

**9. Capture the Flag:** Click the **Image/Videos** button.


- A. Type **Peru** in the Find Box. Search. Click this image →  on the result list to see an image of the country's flag. What are the colors of the stripes in the Peruvian flag?
- B. Name three objects on the flag's coat of arms?
- C. Write the copyright of the map.
- D. Add the flag to your folder.

**10. Search by Magazine.** Click **Detailed Search** on the home page.

- A. In the first **FIND** box, type the word **marshmallow**.
- B. In the box below **FIND**, type **Highlights**. In the box next to **Highlights**, click the drop arrow ▼, and click **SO (Source)**. Click **GO**. How many articles do you get?
- C. Find the following:
  - Title** of an article you find
  - Author** name
  - Magazine** name
  - Publication Date**
  - Volume/Issue**
- D. Click your folder open. How many items are inside?
- E. From your folder, **print** the first item on your list.

**11.** Look up something in the **Encyclopedia** and add it to your folder.

**12.** Do a final count of items in your folder. Write the number here. \_\_\_\_\_

**13.** Now, remove all items in your folder. Look for this button,  and click it.

**14.** Return to the Kids Search home page. What's the **Spotlight Topic**?

Click *Read More...* how many articles appear on the list?

**Congratulations!**  
**You've made your way around Kids Search!**



## Kids Search Scavenger Hunt **Answer Key**

This key provides answers to questions that have set answers. Responses based on a student's choice of articles, or the date of the search will vary, and are not included here.


**1. Look Around You** – Take a minute to look at the home page, and see what's there.


- A. Near the top of the page
- B. Social Studies
- C. Bottom Right

**2. It's Easy Being Green:** Buttons on the Home Page

- A. Dictionary: *disgruntle*. Part of speech - verb
- B. Definition: To make discontented or dissatisfied

**3. What Happens When I Click Here...?** Home page for Kids Search home page

4. D.  The article contains an image or photo.

E.  The article is a PDF – a photo of the actual magazine page containing the article.

**5. Pick an Article, Any Article**

A. What Happens? *Add* changes to *Added* (and goes into a folder)

B. What's inside? The article I added

**9. Capture the Flags:** Click the **Image/Videos** button.

A. Colors of the stripes in the Peruvian flag - Red/White

B. Three objects on the coat of arms? Llama, cornucopia, tree

C. Write the copyright of the map. 1999 MapQuest.com, Inc. All Rights Reserved

## 10. Search by Magazine.

- D. How many items are inside? Five
- E. **Print** first item in folder. This item should be the first article students added to the folder

12. Final count of items in your folder. Six

Instructor Note: To change the Spotlight Topic, click *Refresh* on your browser tool bar.

### **Related Information Literacy Standards**

**Big6 Skill:** 3. Location and Access

- 3.1 Locate sources (intellectually and physically).
- 3.2 Find information within sources.

### **Information Literacy Standards (AASL)**

- 1.5 develops and uses successful strategies for learning information
- 7.1 seeks information from diverse sources, contents, disciplines, and cultures